



DDC DGN CONVERTER

community edition

DGN V7-V8



+ ads



Download for free
without registration



DDC DGN converter allows you to access your DGN projects and translate this data into popular and open format XLSX. Using the converter, without running Autodesk® tools and without using the Internet (without third-party libraries and plugins), we extract project data from DGN files and present the DGN database as a structured Excel table, where each row represents a specific project element (with its own identifier), and columns represent related properties and parameters.

**POST-CONVERSION
DATA PROCESSING
IN A LARGE NUMBER
OF TOOLS**



Excel



PowerBI



Sheets



Google Colab



Python



Kaggle



Pandas



ChatGPT



Requirements:

- Windows 7, Windows 8, Windows 8.1, Windows 10, Windows 11, Windows Server 2008 R2, Windows Server 2012, Windows Server 2012 R2, Windows Server 2016, Windows Server 2019
- Internet Connection: Not required
- Independence: No reliance on Forge or other CAD (BIM) Tools



If you encounter any issues, have feedback, or ideas for improvement, feel free to send an email to info@datadrivenconstruction.io

1 STANDALONE APPLICATION



To extract data from DGN the **simplest tool is the DDC UI converter**.

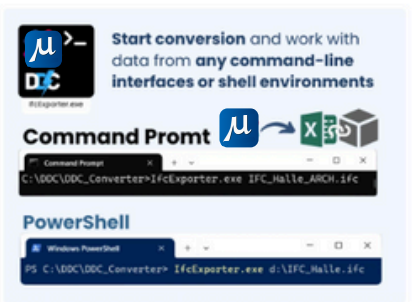
Start the conversion for .dgn projects by specifying a folder with one or several .dgn files. There's also an option to include files from subfolders.

Click the "Start" button to begin conversion. The results, Excel files with complete .dgn file information, will be available in the specified folder.

The **DDC terminal-based converter** quickly extracts data from .dgn with minimal code.

To initiate the conversion in any folder, open Command Prompt or Power Shell, and simply enter the path of the folder containing the DDC converter, followed by the path of the file to be converted.

2 TERMINAL APPLICATION



3 BATCH CONVERSION



DDC Bulk Conversion

For handling large datasets simultaneously and automated processing

Enables conversion and management of substantial data volumes or integration of the conversion process into workflow and data processing logic

Examples and ready-made code for stream processing can be found in the "DDC_Pipelines" folder

```
1. import os
2. import subprocess
3. # Path to folder with IfcExporter.exe converter
4. path_conv = r'C:\DDC_2023\'
5. # Path to folder with RVT projects
6. path = r'C:\IfcProjects\'
7. def convert_and_wait(path_conv, exporter_name, file_path, extension):
8.     subprocess.Popen([os.path.join(path_conv, exporter_name), file_path], cwd=path_conv)
9.     output_file = os.path.join(path, f"{os.path.splitext(file)[0]}_{extension}.xlsx")
10.    while not os.path.exists(output_file):
11.        time.sleep(0.5)
12.    # Conversion process from RVT and IFC
13.    for file in os.listdir(path):
14.        full_path = os.path.join(path, file)
15.        if file.endswith('.ifc'):
16.            convert_and_wait(path_conv, 'IfcExporter.exe', full_path, 'ifc')
```



Use data from DGN projects in an unlimited number of tools



Microsoft Excel

A leading spreadsheet software that allows you to open, edit, and analyze XLSX files. It offers extensive features for data manipulation, analysis, and visualization.



Jupyter Notebooks

An open-source web application that supports data cleaning and transformation, numerical simulation, statistical modeling, data visualization, and more. It can work with XLSX files through Python libraries like Pandas.



ChatGPT with Python Integration

This setup allows ChatGPT to use Python libraries like Pandas for handling XLSX files. Users can interact with and manipulate data in XLSX format through conversational commands, making it user-friendly for data analysis and visualization tasks.



Kaggle cloud-based work environment

It allows users to write and execute Python code, and it supports various Python libraries, including Pandas, for reading and writing XLSX files. Kaggle is widely used for data analysis and modeling, and it's an excellent platform for collaborative projects and learning from a community of data scientists.



Power BI (Microsoft)

This business analytics tool not only imports XLSX files but also enables users to transform and model their data, creating interactive dashboards and reports that can be shared across an organization for insightful decision-making.



Pandas (Python Library)

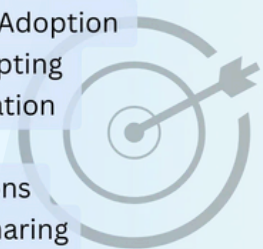
A powerful data analysis and manipulation library for Python. Pandas can read and write DataFrames to and from XLSX files using its `read_excel` and `to_excel` functions.

Comparative Analysis Structured Data

Feature	Structured Data (XLSX, CSV, DF)	closedBIM and openBIM Tools (e.g., Revit)
Reporting & Visualization	High	Moderate
Customization	High	Moderate
Data Analysis	Robust	Limited
Industry Acceptance	Broad	N/A
Learning Curve	Moderate	Steep
Automation & Scripting	Yes (VBA & Macros)	Limited
External Data Integration	High	Moderate
Cost Efficiency	High	Low
Add-ons & Extensions	Wide Range	Limited Range
Collaboration & Sharing	High (M365)	Restricted Environments
Accessibility	Widely Accessible	Restricted Access

Advantages of switching from to in data processing

- Wide Accessibility
- Quick Reporting and Visualization
- Data Analysis Capabilities
- Broad Acceptance
- Flexibility and Customization
- Ease of Training and Adoption
- Automation and Scripting
- External Data Integration
- Cost Efficiency
- Wide Range of Add-ons
- Collaboration and Sharing





Pro Plus

\$280

one time



Plugin version with latest format versions and
no ads after the conversion process

 **BUY Pro Plus**

 **DGN v7-v8**

 Number of files not limited

 Max. size unlimited

 **Lifetime**

 **Support**

 **No Ads**

Users Across the Globe are Transforming Insights with Open Data for Smarter, Faster, and More Efficient Decisions

CAD (BIM)
data quality

Excel
Add-in

Date analytics
in construction



Dmitri Garbuzenko
BIM and AIM Coordinator | RB Rail AS

★★★★★

With the help of Python and especially the pandas library, as the DataDrivenConstruction team does, we are now able to perform delivery checks four times faster.

With the help of Python and especially the pandas library, as the DataDrivenConstruction team does, we are now able to perform delivery checks four times faster. By turning IFC data into a pandas DataFrame and comparing it with quantification tables or classification databases, we have made our expertise fast and reliable.



Nils Strumberger
BIM- Coordinator | Fact GmbH

★★★★★

The DDC (Data Driven Construction) Excel Plugin is a game-changer, transforming proprietary CAD models into open source data frames for seamless integration and AI interaction.

It significantly improves workflows and offers exceptional value for money by saving time and boosting productivity. Highly recommended for anyone looking to enhance their projects with data-driven insights.



Abdelrahim (Mohamed) D...
BIM Manager | Consolidated Contractors (

★★★★★

DDC converter and Plugin is a fantastic and helpful tool for visualisation and quantification the meta data from Revit. Thanks for sharing such helpful tools!



Prof. Dr.-Ing. Michael Bühler
Co-Owner GemeinWerk Ventures

★★★★★

Be part of the movement with DataDrivenConstruction! Let's make true freedom in data formats a reality and catalyze a new era of productivity and innovation in construction.

The real and necessary journey from closed to "open" formats has not even started: True freedom in data formats —free from proprietary ties and accessible to all—is what we need to unlock innovation and collaboration across the construction industry, particularly benefiting the 99% of construction, i.e. SMEs and unchaining the sector for accelerated growth



Daniel Glober
BIM-Manager | SCHOLZE-THOST GmbH

★★★★★

Revit and IFC reports that used to take me almost weeks to create are now updated in just a few minutes. I was able to quickly understand what the DataDrivenConstruction did and thus extend and modify it to fit projects.

The DataDrivenConstruction team showed me examples of blocks and scripts that can automatically generate PDF, XLSX, and DOCX files that mark errors/defects in the model. Additionally, we also now do automatic checks for IFC structure, file naming, etc.



Jānis Dzenis
BIM Coordinator | Merks, SIA

★★★★★

This is a fantastic tool, haven't seen one like this in a long time. In this era, we have countless tools and methods for creating models, drawings, tables, and other forms of data.

The DDC Excel plugin provides me with the capability to manage information in alternative ways.



Mohamed Touati
Principal Data Scientist at Pixemantic

★★★★★

As a data scientist, I use data every day in every topic and field and think that data can appear in one format to make it easier to use and explore.

After I tried the DDC converter, it became the only solution for me to manage and convert all BIM documents. Thanks to DataDrivenConstruction, I can now work with all IFC and Revit files automatically without having to upload files to the server.



Marie Annette Kittus
BIM Manager | Esttarea solutions

★★★★★

Be part of the movement with DataDrivenConstruction! Let's make true freedom in data formats a reality and catalyze a new era of productivity and innovation in construction.

The real and necessary journey from closed to "open" formats has not even started: True freedom in data formats —free from proprietary ties and accessible to all—is what we need to unlock innovation and collaboration across the construction industry, particularly benefiting the 99% of construction, i.e. SMEs and unchaining the sector for accelerated growth



Valerio Spini
Settore RVCS

★★★★★

Great experience: Until now, I used to open IFC files in Blocknote to check the parameters and their structure.

Thanks to the DataDrivenConstruction converter I can check the parameters and see their structure directly in MS Excel in an orderly and SMART way, amazing!



Vinod Kumar
BIM Manager | Esttarea solutions

★★★★★

DataDrivenConstruction approach is truly revolutionary and has the potential to transform the construction industry. It's amazing to see how you are empowering users to work with structured data in a user-friendly way, leveraging the power of Excel and open-source tools.

I'm sure that your Excel plugin and data management solutions will be a game-changer for construction projects. Keep up the fantastic work!



Irina Fischer
BIM Coordinator | OBERMEYER Group

★★★★★

The decision to use Jupyter Notebook for results verification turned out to be highly beneficial. Our experience with solutions from Data Driven Construction and Jupyter Notebook has been extremely positive.

Overall, the integration of solutions from Data Driven Construction and Jupyter Notebook has greatly improved our workflows. Their combined capabilities and performance have not only optimized data processing, but also produced meaningful results, making them highly recommended tools.



Nicolas Merot
Ingénieur BIM | Caeli Ingénierie


★★★★★


DataDrivenConstruction products revolutionize data management in construction! Their IFC and RVT to Excel converters enable smooth data analysis and extraction, optimizing project management and documentation.

A powerful, user-friendly solution for construction professionals

Data filling
in CAD (BIM)

LLM for
CAD (BIM)



Move to **BIM level 3** where only data and processes remain and where  your **data is yours**

data-driven construction.io

Unlock the full potential of your construction projects with our specialized consulting services at DataDrivenConstruction.io. Our expertise in CAD (BIM) data integration and management transforms your workflow efficiency and decision-making process.

What We Offer



Customized Data Strategies

Tailored solutions for data collection, management, and analysis that fit your specific project requirements




CAD Conversion and Integration

Streamline your project documentation with our advanced CAD conversion tools, making data easily accessible and usable



Training and Support

Empower your team with the knowledge to leverage BIM data, enhancing productivity and innovation



Your Benefits

Reduce Costs and Save Time

Our strategies optimize resource allocation and project timelines



Enhanced Decision Making

With better data at your fingertips, make more informed decisions that lead to successful project outcomes



Competitive Edge

Stay ahead in the industry with cutting-edge data practices that set your projects apart



**Transform your approach with
DataDrivenConstruction and lead
your projects to success with data!**





Greater Karlsruhe Area.
Obergrombacher Str. 31, 76646 Bruchsal
+49 (0152) 58901584
info@datadrivenconstruction.io

Become our ambassador or partner and help spread the word about simple and open tools for working with CAD/BIM data

Join the Open Data and Tools Movement!

We offer everyone the opportunity to be part of the future where data is accessible, open, and easy to integrate. With our support, you can transform complex design and construction processes into automated, efficient, and accessible solutions

data^{driven}
construction.io

 Move to BIM level 3
 Your data is Yours

Why Become an Ambassador?



Influence the Industry

You will have the chance to directly impact industry standards and practices by promoting the use of open tools



Exclusive Access to Resources

Gain early access to our materials, updates, webinars, and tools that will keep you at the forefront of innovation



Build Your Personal Brand

As an ambassador, you position yourself as an expert in using simple and open technologies, boosting your reputation in the professional community



Professional Growth

You will learn and grow alongside leading experts in automation, data analytics, and open formats, expanding your skill set

Who Are We Looking For?

We are seeking enthusiasts, experts, and innovators who want to:



Promote the use of open data formats and tools



Organize training sessions, seminars, or webinars



Contribute to the development of open technologies through articles, blogs, social media, or videos



Collaborate with us to attract new companies and professionals to the use of simple and free tools

How to Become a Partner?

Submit an Application

Share your contact details and tell us about yourself, including why you're interested in this project



We'll discuss cooperation together

We will provide you with all the necessary materials and instructions to become an expert in using our solutions



Start Sharing Knowledge

Host training events, write articles, or share information on social media, helping others implement simple and open tools in their work



Benefits for Ambassadors and Partners

Exclusive materials and tools



Discounts and bonuses on products and services



Support from our team every step of the way



Recognition for your contribution to the community



Ready to Join?

Contact us to learn more about becoming an ambassador or partner, and let's build the future together with open data and simple solutions!



Greater Karlsruhe Area.
Obergrombacher Str. 31, 76646 Bruchsal
+49 (0152) 58901584
info@datadrivenconstruction.io

Navigating the Data Age in the Construction Industry



**Don't miss
your chance
to enter a
new era**



Martin Loureiro-Barrientos
BIM Coordinator | Populous, London

★★★★★

Probably the most interesting book of the last two years that I know of. Required reading to break free from the 'matrix' perpetuated by software vendors, this book delves into how emerging tools like artificial intelligence offer fresh opportunities for data management without extensive technical expertise, poised to revolutionize even the most antiquated sectors like construction.

W With flawless translation and mind-
bending graphics, it's a must-read.
E Eagerly anticipating the sequel. Very
G good buy in my opinion...

I will read it again and waiting for the second part!



Paul Ransley
PLU Systems Engineer | Transport for London

★★★★★

I highly recommend Artem's book that addresses, as the title says, a data driven information management approach for AECo. I am currently using it to help initiate a number of discussions with various groups. I have found it a very accessible reference.

As well as a thorough overview of the history context of tools in AECD, data and introducing several key technologies the book contains a number of very useful diagrams, that outline the scope of data sources and end user artefacts, common database types encountered, applications working on that data and output artefacts in organisations or projects, with sample workflows.

It strikes me that these are the types of diagrams we need more of when developing and monitoring information strategies and contribute to BEP's - defining the overall enterprise data model onto which the boundary for a PIM and AIM can be overlaid.



Pierpaolo Vergati
Senior Construction Project Manager | Fint

★★★★★

For anyone in the construction
For anyone in the construction industry, from rookies to seasoned pros, this book is a game-changer! It's not your typical dusty read—it's packed with insights, strategies, and a touch of humor to keep you engaged. From ancient data recording methods to cutting-edge digital technologies, it covers the evolution of data usage in construction.

It's like taking a time machine through the evolution of construction data—minus the wonky flux capacitor.

And shoutout to Artem Boiko , our "Doc E. Brown", for crafting this data-packed journey!

Whether you're an architect, engineer, project manager or data analyst, this comprehensive guide will revolutionize the way you approach projects. Get ready to optimize processes, enhance decision-making, and manage projects like never before!



Salih Ofluoglu

★★★★★

I think that the book addresses a significant, contemporary topic relevant to the construction industry. As it was also emphasized in the book, information is a crucial asset for the construction sector, and having it in accessible formats greatly facilitates accurate decision-making and expedites project timelines.

The book offers a neutral and efficient approach to accessing and taking advantage of this source in decision-making. The methodology presented in the book leverages a contemporary approach that combines artificial intelligence-driven programming with accessible open-source tools.

By harnessing the power of AI and utilizing open-source software, the methodology aims to enhance automation, optimize processes, and promote accessibility and collaboration within the field. The language of the book is clear and easy to follow.

Congratulations on the quality work! I have enjoyed reading it. Wishing you continued success as well.



Natasha Prinsloo

All I can say is, WOW! The way you incorporated history, ChatGPT, the graphics, and the overall ease of understanding your points is truly remarkable. The flow of the book is amazing.

There are so many brilliant aspects to this book; it's genuinely a game-changer. It's a great source of information, and I commend you for the effort and passion you've put into it. Congratulations on creating such a remarkable work. I could go on, but suffice it to say, I'm incredibly impressed!

